



# ENTRUST

SECURING A WORLD IN MOTION

---

## Release Notes


### Entrust® XPS Card Printer Driver Version 8.5 for Microsoft Windows

This document provides a summary of updates to the XPS Card Printer Driver.



---

## Version Information and Supported Printers

Driver Version:	8.5
Release Date:	June 2023

- Entrust® SD Series: SD160™, SD260™, SD260L™, SD360™, SD460™ Card Printers
  - Entrust® CD Series: CD800™, CD800 with CLM, CD820™ Card Printers
  - Entrust® CE840™ Instant Issuance System
  - Entrust Artista® CR805, Artista® CR805 with Card Lamination Module, Artista® CR805 with Tactile Impresser Module
  - Entrust Artista® CR803, Artista® CR803 with Card Lamination Module, Artista® CR803 with Tactile Impresser Module
  - Entrust® CL900™ Desktop Laser Personalization System
  - Entrust® Sigma DS1, DS2, DS2 with Card Lamination Module
  - Entrust® Sigma DS3, DS3 with Card Lamination Module, DS3 with Tactile Impresser Module
  - Entrust® EM1, EM2 Card Printers
-  • The information in this Guide applies to all supported printers. Printer-specific differences or exceptions are noted, where necessary.
- Other Entrust printers may be supported through the use of a RFID upgrade kit.

## Supported Microsoft Windows Operating Systems

- Windows 11
  - Windows 10 (32-bit and 64-bit)
  - Windows Server 2016
  - Windows Server 2019
  - Windows Server 2022
-  • Windows 7 SP1, Windows 8.1, Windows Server 2008 R2, Windows Server 2012 R2, and Windows Server 2016 are not supported by this version of the Card Printer Driver. Driver version 8.4 is available for these Windows versions.
- Windows XP, Windows Vista, and Windows Server 2003 R2 are not supported by this version of the Card Printer Driver. Driver versions 6.x are available for these Windows versions.
-  An attribution table has been added to the driver, and can be found at `C:\ProgramData\Datacard\XPS_Card_Printer\XPS_Card_Printer_Driver_Open_Source_Attribution_Table.html`

---

## Supported Languages

- Driver user interface. The user interface supports the following languages: English, German, French, Spanish (Latin America), Portuguese (Brazil), Japanese, Korean, Simplified Chinese, Arabic, Italian, Traditional Chinese, Czech, Polish, Romanian. The following languages were translated previously, but were not updated: Russian.
- Driver installation. The installation supports the following languages. English, German, French, Spanish (Latin America), Portuguese (Brazil), Japanese, Korean, Simplified Chinese, Arabic, Italian, Traditional Chinese, Polish. The following languages were translated previously, but were not updated: Russian. (Languages not listed display in English during installation.)

---

## New Features

- Support added for Sigma Printers for split ribbon YMCKF-KT and YMCKL-KT.
- Support added for printers with Wi-Fi connection.
- Support added to eject card in Front Output Tray for Sigma printers without an embosser. Use updated driver SDK to use the feature.
- Support added for embossing on Sigma printers with Light Curing Module (LCM).
- Support added for Smart Card SCardControl with HID OMNIKEY encoder.

---

## Card Printer Driver SDK

Use the latest version of SDK with the version 8.5 Card Printer Driver.

---

## Improvements and Resolved Issues

- Resolved issue where YMCKT: YMC Front side + KT back side split ribbon used two panels to print a card.
- Resolved issue that required elevated privileges to start Printer Dashboard from desktop shortcut or Windows Start menu.
- Resolved issue where driver did not display error messages on Windows 11 and Windows 10 32 bit standard user.
- Resolved issue where driver uninstall does not remove all Entrust USB devices from device manager and are shown as Unknown Device.
- Resolved issue where driver was not applying topcoat on the front side when using YMCKF-KT split ribbon for SD and CD printers.
- Resolved issues with USB communication disconnects, delays, and uninstall.
- Resolved issue where print job is stuck in printer queue.
- Resolved issue where job is stuck in busy state and fails to print.
- Resolved issue where interactive jobs do not send data to printer.
- Resolved issue where printing stopped because user canceled a job using printer LCD.
- Resolved issue where DNP CMYK-Ki ribbon on CR805 printer fails with error E100-0700001 when user disables LegacyIFIAApplicationSupport setting on the printer dashboard.

---

## Known Issues and Restrictions

- The silentinstall.cmd does not install the magnetic stripe font support files (MagstripeFonts and LegacyMagstripeFonts). If you need to install the magnetic stripe font support files, use the Installation CD, a downloaded file, or the QuickInstaller.
- Applications that use Microsoft WPF to print cannot create a printer pool using the built-in Microsoft pooling feature. Microsoft has acknowledged that this is a defect and has stated that it will be fixed. However, no timeframe has been provided. Until then, use Frogmore Print Distributor to create a printer pool for WPF applications.

- Error messages sometimes do not display on the PC that sent the print job. Restart the PC to resolve the issue.
- 300x300 resolution is not supported when using UV Curing Ribbon. When using a UV Curing Ribbon, the default standard resolution will be 300x600 dpi.
- The Driver will not allow printing using YMCK and YMCK-K ribbons if the Sigma printer does not have lamination.
- Error message 518 displays if printer does not have RFID upgrade kit
- The Driver no longer supports IDWorks and the Driver has removed IDWorks plugin from the install.
- Printer Dashboard shortcut and XPS Card Printer Uninstall shortcut appear in the Datacard Printers Start Menu instead of XPS Card Printer Start Menu during Driver upgrade.
- Sometimes driver upgrade fails and driver displays Message 524: Printer driver requires a reinstall. User should uninstall all XPS drivers and reinstall them.
- For Sigma printers without lamination, split ribbon option YMCKF-KT and YMCKL-KT use two panel sets on duplex card designs.